



H14 TX

H16 TPX

Exceptional productivity

- Full proportional controls and simultaneous boom functions
- Continuous 360° turntable rotation

Outstanding rough terrain driving features

- Hydraulic differential lock
- 4 wheel drive
- 35 cm ground clearance

Outreach 10.6 and 12.3 m provides a large working envelope (depends model)



Haulotte 
GROUP



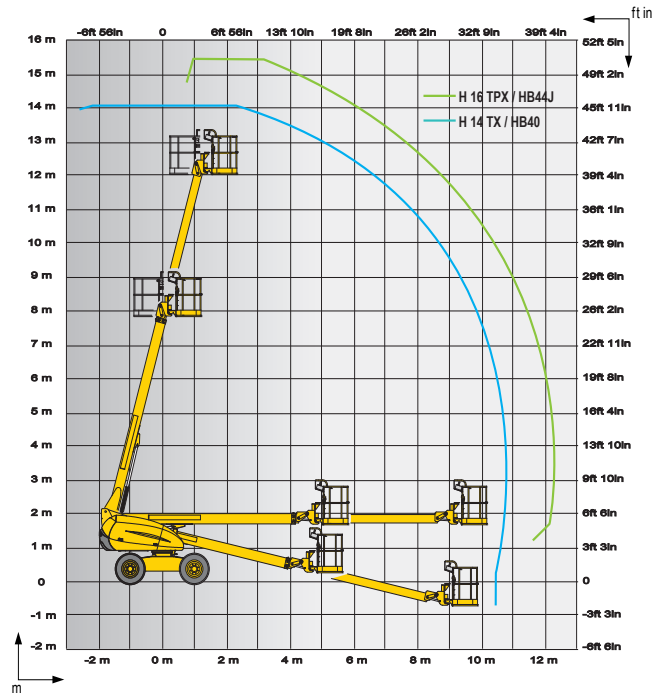
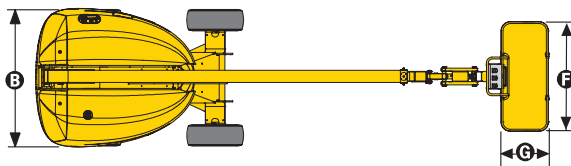
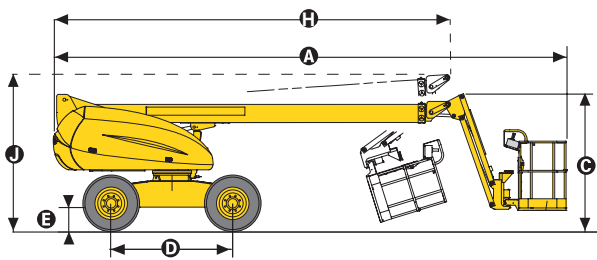


H14 TX / H16 TPX

ROUGH TERRAIN TELESCOPIC BOOMS

TECHNICAL DATA

	H14 TX	H16 TPX
Working height	14 m	15.4 m
Platform height	12 m	13.4 m
Horizontal outreach	10.6 m	12.3 m
Lift capacity	230 kg	230 kg
F x G Platform size	2.3 x 0.8 m	1.8 x 0.8 m
A Length - stowed	7.6 m	8.5 m
H Length - storage	7.6 m	6.7 m
B Width	2.3 m	2.3 m
C Height - stowed	2.3 m	2.3 m
J Height - storage	2.2 m	2.5 m
Vertical jib rotation	N/A	140° (+70/-70)
Platform rotation	178° (+89/-89)	178° (+89/-89)
Boom rotation angle	+75°/-13°	+75°/-13°
Turntable rotation	360° continuous	360° continuous
Tailswing	85 cm	85 cm
D Wheelbase	2 m	2 m
E Ground clearance	35 cm	35 cm
Tilt	5°	5°
Drive speed	0.7 - 5,5 km/h	0,7 - 5,5 km/h
Gradeability	50 %	50 %
Turning radius - outside	4.35 m	4.35 m
Tires - foam-filled	14-17.5	14-17.5
Engine	31,2 kW - 42,4 hp	31,2 kW - 42,4 hp
Weight	5 900 kg	6 800 kg



STANDARD EQUIPMENT

- 4 wheel drive
- 5° tilt alarm
- 12 V electrical control system
- Starter battery 12 V (100 Ah – 760 A)
- Lift capacity 230 kg (2 persons)
- Free wheel mode
- Horn
- Electric pump system and emergency descent
- Hourmeter
- Turret Lock pin
- Towing hooks / lifting eyes
- 2 lanyard attachment points for safety harnesses in platform

OPTIONS AND ACCESSORIES

- H16 TPX: larger platform 2.3 m x 0.8 m (lift capacity 200 kg / 440 lbs)
- Power to platform
- Rotating beacon
- Working light
- Motion alarm
- Biodegradable oil
- 4.1 kW on-board mechanical generator
- Cold weather kit
- Hydraulic oil for hot countries

We reserve the right to modify the technical characteristics of this document without notice - 10/2016

